

NanoQAM

Centre de Recherche sur les Nanomatériaux et l'Énergie

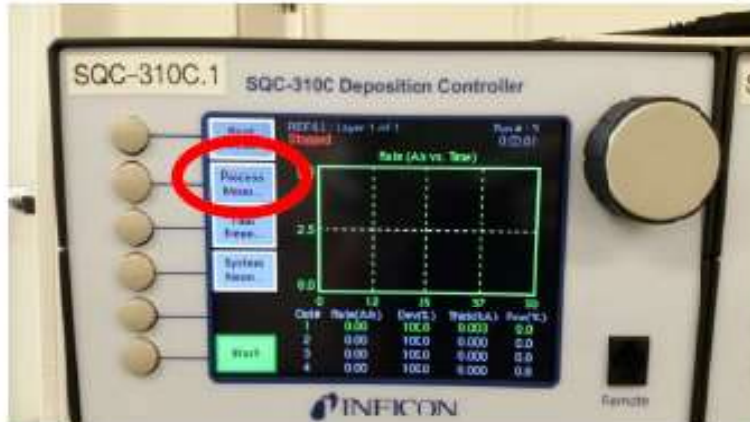
QUICK START

Evaporator MBraun

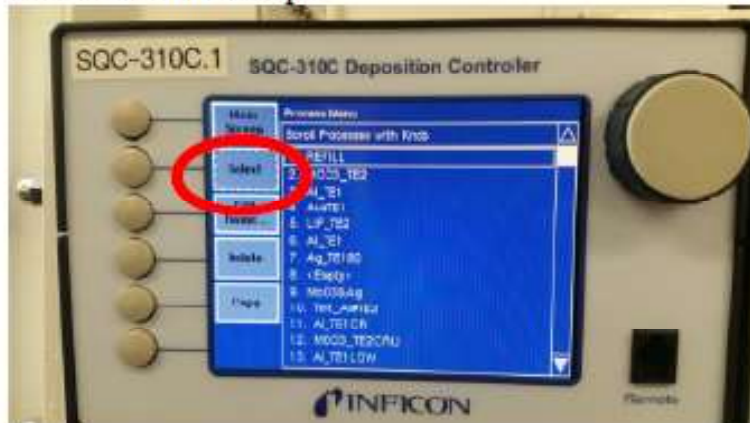
**NEVER FORGET TO PUT THE EVAPORATOR
UNDER HIGH VACUUM WHEN FINISHED USING
IT!!!**

**ALWAYS USE THE SYSTEM IN AUTOMATIC
MODE!!!**

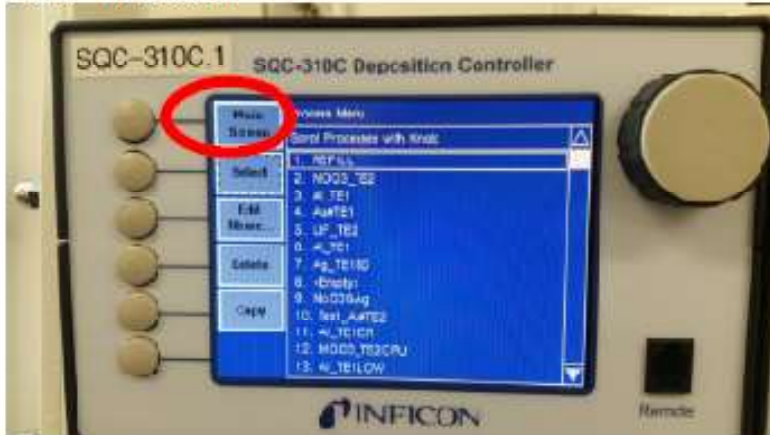
Press Process Menu



Select the REFILL recipe



Select "main screen"



Press start



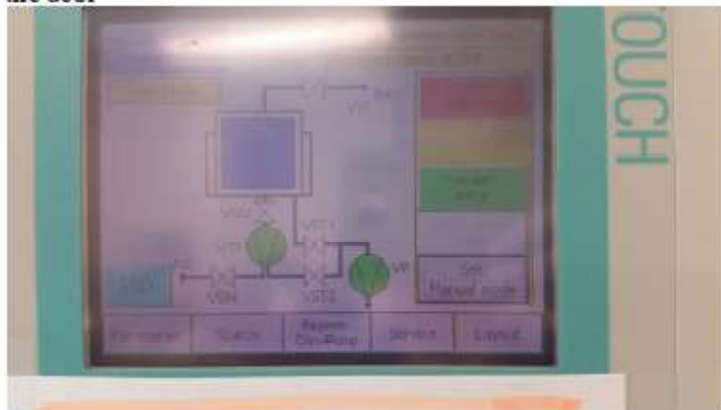
The "stop layer" button will become red. Press "Next menu" until you see the "reset" red button. Press "reset"



On the touchscreen the following message will appear. Press "end"



The pressure in the chamber will increase. Wait until it is at atmospheric pressure. Open the door



Make sure the temperature is at around 12 K at all time. A temperature increase may result in damaging the system. If not, contact the evaporator responsible immediately.



Remove your samples from the evaporator and close the door



Make the vacuum:



Wait until the pressure is at least 1×10^{-6} mbar

